

Aug 14th, 3:45 PM - 4:45 PM

Effects of Lighting and Noise on Performance and Situation Awareness in an Air Traffic Control Task

Saralee Pruksaritanon
Embry-Riddle Aeronautical University, pruksars@my.erau.edu

Andrew Dattel Ph.D.
Assistant Professor of Graduate Studies, Embry-Riddle Aeronautical University, andy.dattel@erau.edu

Steven Hampton Ed.D.
Associate Dean of Research and Professor of Doctoral Studies, Embry-Riddle Aeronautical University, hamptons@erau.edu

Follow this and additional works at: <https://commons.erau.edu/ntas>



Part of the [Aviation Safety and Security Commons](#), and the [Ergonomics Commons](#)

Pruksaritanon, Saralee; Dattel, Andrew Ph.D.; and Hampton, Steven Ed.D., "Effects of Lighting and Noise on Performance and Situation Awareness in an Air Traffic Control Task" (2018). *National Training Aircraft Symposium (NTAS)*. 33.

<https://commons.erau.edu/ntas/2018/presentations/33>

This Presentation is brought to you for free and open access by the Conferences at Scholarly Commons. It has been accepted for inclusion in National Training Aircraft Symposium (NTAS) by an authorized administrator of Scholarly Commons. For more information, please contact commons@erau.edu.



Effects of Lighting and Noise on Performance and Situation Awareness in Air Traffic Control Tasks

By Saralee Pruksaritanon

Overview

- ▶ Significance of the Study and Existing Problems
- ▶ Background Information
- ▶ Research Question and Hypotheses
- ▶ Method
- ▶ Results
- ▶ Discussion & Recommendation

Significance and Problems

▶ **Significance of the Study**

- ▶ To understand the impact of lighting and noise on performance and SA in ATC tasks.
- ▶ The results of the study are useful for those involved in the design of ATC workplace environment such as ATC training academies, aviation regulators and air navigation service providers (ANSPs).

▶ **Problems**

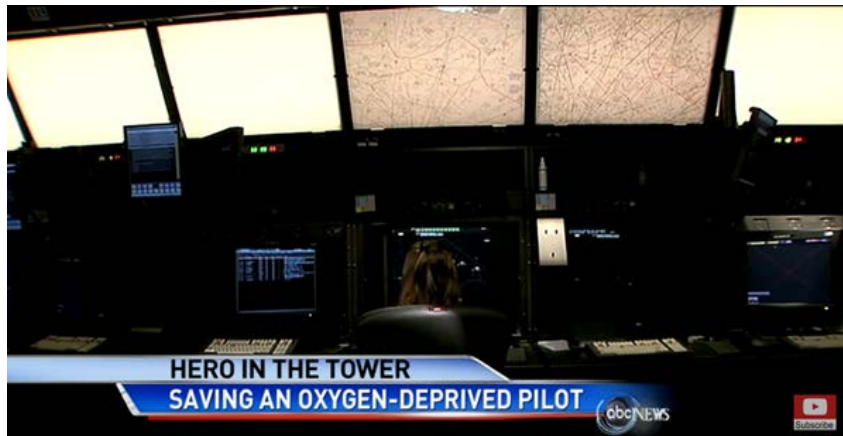
- ▶ Since the introduction of radar displays, ATC rooms at Air Route Traffic Control Center (ARTCC) and Terminal Radar Approach Control (TRACON) have been kept in the dark to minimize undesirable effects (i.e. reflections and glares) caused by light sources (Kopala, 1977).
- ▶ Technology Advance: Air Traffic Situation Display, Strip Printer
- ▶ Is keeping the ATC room dark still necessary? Would performing ATC tasks under normal office lighting result in any change in human performance and SA?

Background Information

- ▶ Work environment influences an individual's performance and situation awareness (SA).
- ▶ International Civil Aviation Organization (ICAO) identifies ambient light and noise as parts of the internal workplace environment that all sectors of the aviation system must assess and consider (ICAO, 2012).
- ▶ Without sufficient lighting, it is more difficult for individuals to maintain high visual acuity (Hawes, Brunye, Mahoney, Sullivan, & Aall, 2012).
- ▶ Effective radio communication between controllers and pilots is recognized as a significant contribution to aviation safety. Distractions and barriers to communication can result in miscommunications, errors or accidents (Barshi & Farris, 2016).

Lighting in ATC rooms

America



Fort Worth Air Route Traffic Control Center (2013)

<https://www.youtube.com/watch?v=aButLTPDA10>
1:26 (TRACON), 2:03 (ARTCC)

Europe



An air traffic controller monitors a display at Eurocontrol's Maastricht Upper Area Control Center (2014).

<https://www.youtube.com/watch?v=iUrEexcEsKQ> 0:45

Research Question and Hypothesis

▶ Research Question

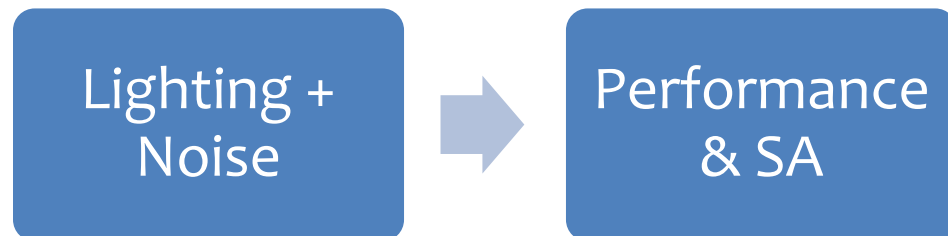
- ▶ Is there a significant effect of lighting and noise on performance and situation awareness when performing ATC tasks?

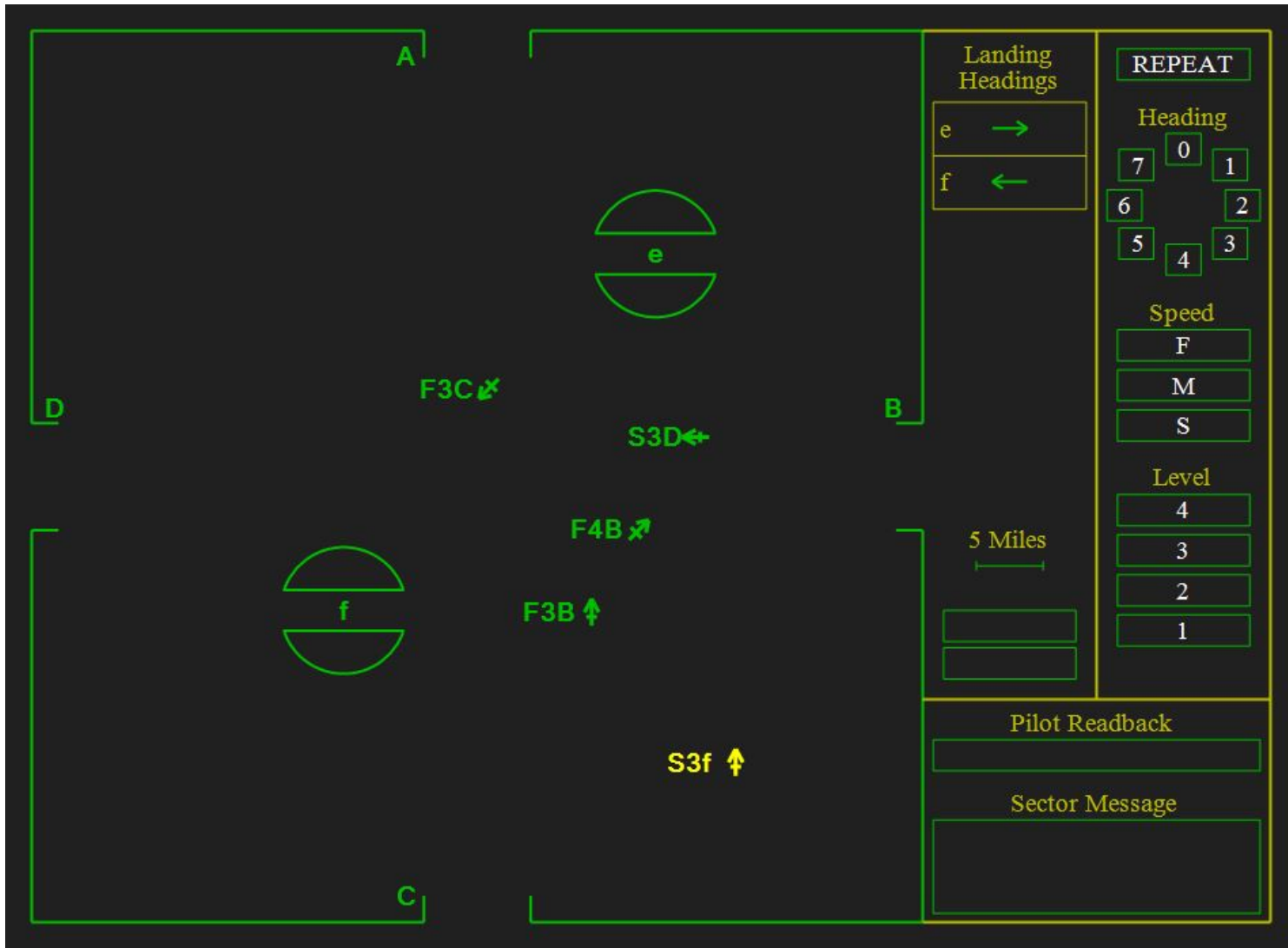
▶ Hypotheses

- ▶ H1: There is no significant difference in **performance** between a group working under low lighting and a group working under normal lighting.
 - ▶ H2: There is no significant difference in **performance** between a group working in a noisy environment and a group working in a quiet environment.
 - ▶ H3: There is no significant interaction effect between lighting and noise in terms of **performance**.
-
- ▶ H4: There is no significant difference in **SA** between a group working under low lighting and a group working under normal lighting.
 - ▶ H5: There is no significant difference in **SA** between a group working in a noisy environment and a group working in a quiet environment.
 - ▶ H6: There is no significant interaction effect between lighting and noise in terms of **SA**.

Method

- ▶ A quantitative research design using a within-subject research model to determine the differences in performance and SA when ATC tasks were performed under four different working conditions.
- ▶ The Air Traffic Scenario Test (ATST) was employed to simulate ATC tasks and to measure the performance of participants.
- ▶ The Situation Awareness Global Assessment Technique (SAGAT) was modified and adopted as a tool to measure SA of participants.
- ▶ Experimental Study
 - ▶ 16 ATM students in 2nd, 3rd, and 4th year
 - ▶ Cognitive Engineering Research in transportation Systems (CERTS Lab)
- ▶ Using a simulation software, Air Traffic Scenario Test (ATST)

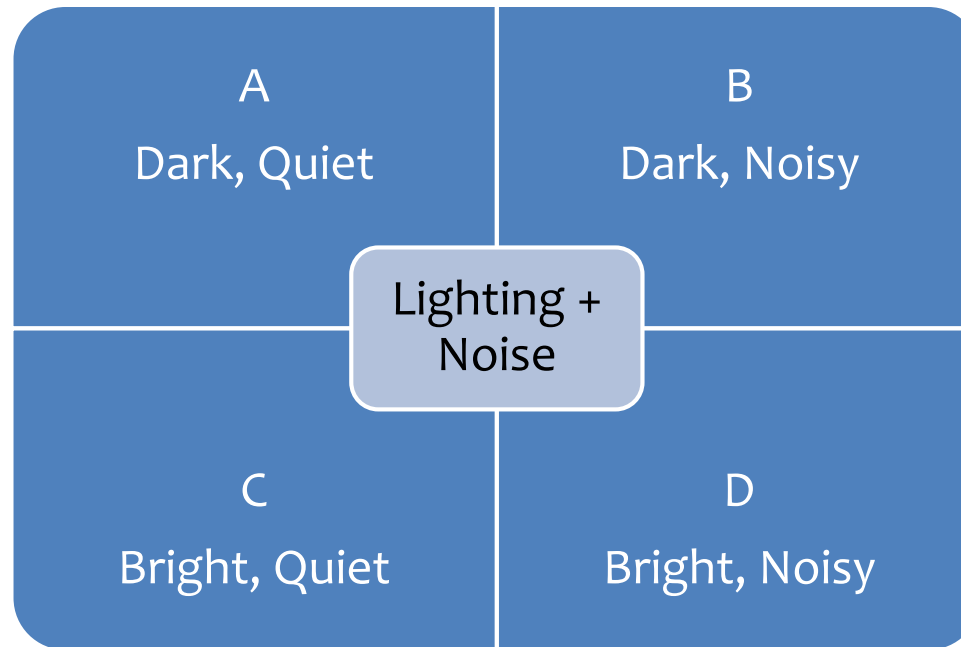





Air Traffic Scenario Test (ATST)

Design and Procedures

- ▶ Participants: ATM students
- ▶ Independent Variables (IVs)
 - ▶ Lighting
 - ▶ Dark: 100 lux
 - ▶ Bright: 250 lux
 - ▶ Noise
 - ▶ Quiet: approx. 40 dB
 - ▶ Noisy: 60-70 dB
- ▶ Dependent variable (DVs)
 - ▶ Performance
 - ▶ SA



Results



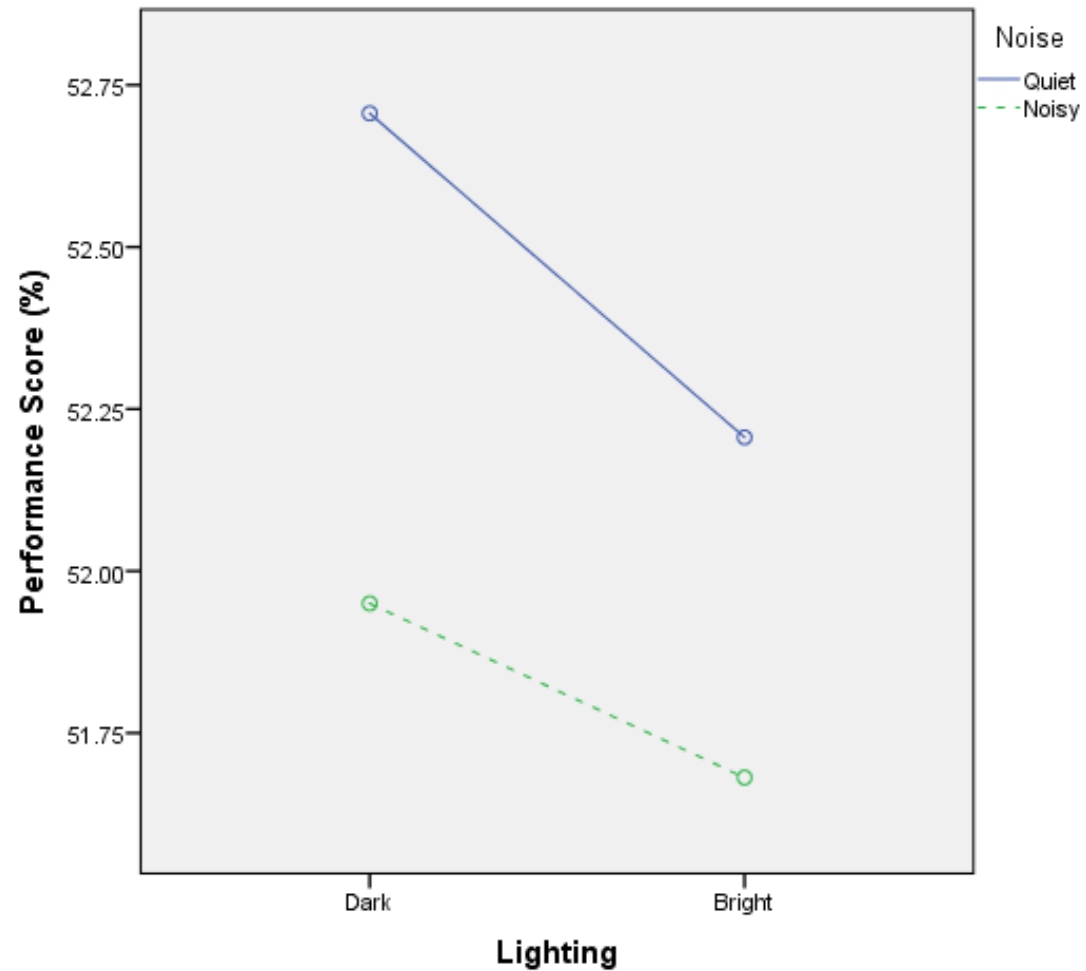
Hypothesis Testing on Performance Means (1/2)

Means and Standard Deviations of Performance for Each Factor and the Results for Hypothesis Testing

Factor	<i>M</i>	<i>SD</i>	<i>F</i>	<i>p</i>
Lighting			1.272	.277
Dark	52.33	.32		
Bright	51.94	.34		
Noise			5.447	.034
Quiet	52.46	.32		
Noisy	51.82	.31		
Lighting x Noise			.103	.753
<u>PMDarkQuiet</u>	52.71	1.54		
<u>PMDarkNoisy</u>	51.95	1.27		
<u>PMBrightQuiet</u>	52.21	1.79		
<u>PMBrightNoisy</u>	51.68	1.69		

Note. PMDarkQuiet = Performance measured from the dark and quiet condition;
PMDarkNoisy = Performance measured from the dark and noisy condition;
PMBrightQuiet = Performance measured from the bright and quiet condition;
PMBrightNoisy = Performance measured from the bright and noisy condition.

Hypothesis Testing on Performance Means (2/2)



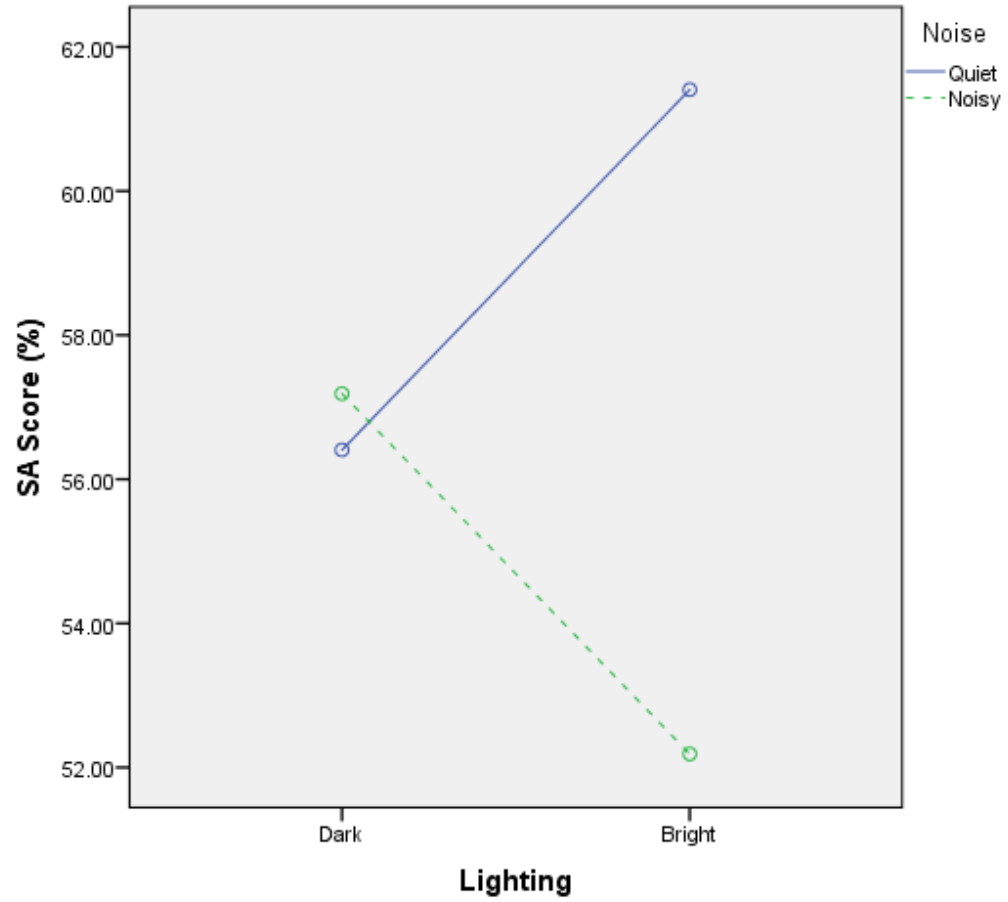
Hypothesis Testing on SA Means (1/2)

Means and Standard Deviations of SA for Each Factor and the Results for Hypothesis Testing

Factor	<i>M</i>	<i>SD</i>	<i>F</i>	<i>p</i>
Lighting			0.000	1.000
Dark	56.80	2.48		
Bright	56.80	2.61		
Noise			1.820	.197
Quiet	58.91	2.45		
Noisy	54.69	2.74		
Lighting x Noise			1.959	.182
<u>SADarkQuiet</u>	56.41	3.15		
<u>SADarkNoisy</u>	57.19	3.34		
<u>SABrightQuiet</u>	61.41	2.85		
<u>SABrightNoisy</u>	52.19	4.39		

Note. SADarkQuiet = SA measured from the dark and quiet condition; SADarkNoisy = SA from the dark and noisy condition; SABrightQuiet = SA measured from the bright and quiet condition; SABrightNoisy = SA measured from the bright and noisy condition.

Hypothesis Testing on SA Means (2/2)



Discussion (1/2)

- ▶ Hypothesis testing on Performance
 - ▶ Performance decreased when the continuous sound of strip printer was present.
 - ▶ Reduction in performance can be explained by the interference of noise with the communication between controllers and pilots.
 - ▶ Bell, Roer, Dentale, and Buchner (2012) claim that noise can impair the locus of attention by diverting the attention away from visual information and relocating it to the sound which causes interruption to the task.
 - ▶ Working in a bright room and being able to see things around do not affect controllers' attention because of the nature of ATC task that requires high attention.

Discussion (2/2)

- ▶ Hypothesis Testing on SA
 - ▶ No significant difference of SA scores in any working conditions
 - ▶ For lighting treatment, the result of SA is correspond to the result of performance.
 - ▶ Participants do not rely on their auditory perceptions, but primarily use their visual perception to create SA and understanding of traffic situation.

Recommendation

- ▶ Lighting condition in ARTCCs can be adjusted as long as glares and reflections do not cause problems to the operators.
- ▶ The noise level in the control room should not go beyond 60 dB
- ▶ For further research
 - ▶ Add difficulty as one of the IVs
 - ▶ Actual controllers
 - ▶ Team SA
 - ▶ Field experiment

Reference

- ▶ Barshi, I., & Farris, C. (2016). *Misunderstandings in ATC communication: Language, cognition, and experimental methodology* (1st ed.). London: Taylor and Francis.
- ▶ Becker, J.T., & Milke, R.M. (1998). Cognition and aging in a complex work environment: Relationships with performance among air traffic control specialists. *Aviation, Space, and Environmental Medicine*, 69 (10), 944-951.
- ▶ Bell R., Röer J. P., Dentale S., Buchner A. (2012). Habituation of the irrelevant sound effect: evidence for an attentional theory of short-term memory disruption. *J. Exp. Psychol. Learn. Mem. Cogn.* 38, 1542–1557. 10.1037/a0028459
- ▶ Commission of the European Community. (1996). Freeing Europe's airspace. Retrieve from https://www.ab.gov.tr/files/ardb/evt/1_avrupa_birligi/1_6_raporlar/1_1_white_papers/com1996_white_paper_freeing_europe_s_airspace.pdf
- ▶ Dumitru, I., & Boşcoianu, M., (2015). Human Factors Contribution to Aviation Safety. Retrieve from http://www.afahc.ro/ro/afases/2015/afases_2015/air_force/Dumitru_%20Boscoianu.pdf
- ▶ EIZO. 2018. Retrieved from <http://www.eizoglobal.com/solutions/atc/>
- ▶ Endsley, M. R. (1988). Design and evaluation for situation awareness enhancement. *Proceedings of the Human Factors Society Annual Meeting*, 32(2), 97–101. doi:10.1177/ 154193128803200221
- ▶ Endsley, M. R. (2010). Situation Awareness in Aviation Systems. In Wise, J. A., Hopkin, V. D., & Garland, D. J. (Eds.), *Handbook of aviation human factors* (1-22). Boca Raton, FL: CRC Press.

Reference

- ▶ Endsley, M. R., & Jones, D. G. (2012). *Designing for situation awareness: An approach to user-centered design* (Second ed.). Boca Raton, FL: CRC Press.
- ▶ Endsley, M. R., & Rodgers, M.D. (1994). Situation awareness information requirements for en route air traffic control. *Proceedings of the Human Factors and Ergonomics Society Annual Meeting*, 38(1), 71–75.
- ▶ Endsley, M., Sollenberger, R., Nakata, A., Stein, E. S., & Federal Aviation Administration Technical Center Atlantic City, NJ. (2000). *Situation awareness in air traffic control: Enhanced displays for advanced operations*.
- ▶ Federal Aviation Administration (FAA). (2010). *Air Traffic Control* (FAA Order JO 7110.65T). Retrieved from <http://tfmlearning.faa.gov/Publications/atpubs/ATC/TOC.html#Chapter%C2%A02.%20General%20Control>
- ▶ Federal Aviation Administration (FAA). (2015). *Air Traffic Control* (FAA Order JO 7110.65W). Retrieved from <https://www.faa.gov/documentLibrary/media/Order/ATC.pdf>
- ▶ Federal Aviation Administration (FAA). (2017). *AIM: AIM 2017: Federal aviation Regulations/Aeronautical information manual (2017)* Aviation Supplies & Academics, Inc. Retrieved from https://www.faa.gov/air_traffic/publications/media/AIM_Basic_dtd_10-12-17.pdf
- ▶ Gardner, A. K., Kosemund, M., & Martinez, J. (2015). Examining the feasibility and predictive validity of the SAGAT tool to assess situational awareness among surgical trainees. *Journal of the American College of Surgeons*, 221(4), e9-e10. 10.1016/j.jamcollsurg.2015.08.420
- ▶ Gutierrez-Martinez, J., Castillo-Martinez, A., Medina-Merodio, J., Aguado-Delgado, J., & Martinez-Herraiz, J. (2017). Smartphones as a light measurement tool: Case of study. *Applied Sciences*, 7(6), 616. 10.3390/app7060616